

Datalink | Company Profile

General Information

pbID: 41253-67

The company (NASDAQ: DTLK) was acquired by Insight Enterprises (NASDAQ: NSIT) for approximately \$267.883 million on January 6, 2017. Under the terms of the transaction, the buyer is offering \$11.25 apiece, representing a premium of 19.3 per cent over the target's close of \$9.43 on 4th November 2016, the last trading day prior to the announcement. The deal is expected to be funded through available cash and the acquiror's existing revolving credit facility. The acquisition adds deep technical talent and complementary services offerings around high growth technology areas for Insight Enterprises.

Provider of data center management services. The company offers IT architecture development, data migration, data center maintenance and other related services.

Primary Contact:[Paul Lidsky](#)

President, Chief Executive Officer & Board Member

plidsky@datalink.com**Phone:** +1 (763) 592-4600**Primary Office:**10050 Crosstown Circle
Suite 500
Eden Prairie, MN 55344
United States**Phone:** +1 (800) 448-6314**Fax:** +1 (952) 279-5601**Website:** www.datalink.com**Legal Name:** Datalink Corp.**Business Status:** Profitable**Ownership Status:** Acquired/Merged
(Operating Subsidiary)**Financing Status:** Corporate Backed or
Acquired**Year Founded:** 1987**Universe:** M&A, Publicly Listed**Parent Company:** [Insight Enterprises](#)**SIC Code:** (7373) Services-computer
integrated systems design**Primary Industry:** Other IT Services**Employees:** 570**Former Listing:** DTLK

Deal History (3)

#	Deal Type	Date	Amount	Pre-Val	Post-Val	Status	Stage
3.	Merger/Acquisition	06-Jan-2017	\$267.88M		\$267.88M	Completed	Profitable
2.	PIPE	22-May-2002	\$5.30M			Completed	Profitable
1.	IPO	06-Aug-1999	\$19.50M	\$45.53M	\$65.03M ^E	Completed	Profitable

^E Estimated

Deal #3: Merger/Acquisition, \$267.88M, Completed, 06-Jan-2017

Deal Types:	Merger/Acquisition	Financing Status:	Corporate Backed or Acquired	Post Valuation:	\$267.88M
Deal Amount:	\$267.88M	Financing Source:	Corporate	CEO/Lead Mgt:	Paul Lidsky
Deal Status:	Completed			Site:	Eden Prairie, MN
Deal Date:	06-Jan-2017			# of Employees:	570
% Acquired:	100.00%			Business Status:	Profitable

Deal Synopsis:

The company (NASDAQ: DTLK) was acquired by Insight Enterprises (NASDAQ: NSIT) for approximately \$267.883 million on January 6, 2017. Under the terms of the transaction, the buyer is offering \$11.25 apiece, representing a premium of 19.3 per cent over the target's close of \$9.43 on 4th November 2016, the last trading day prior to the announcement. The deal is expected to be funded through available cash and the acquiror's existing revolving credit facility. The acquisition adds deep technical talent and complementary services offerings around high growth technology areas for Insight Enterprises.

1 Investors

Investor Name	Status	Lead	Comments
1. Insight Enterprises	Acquirer		Invested: \$267.88M Lead Partner: Kenneth Lamneck Form of Payment: Cash

6 Advisors

Advisor Name	Service Type	Hired By	Comments
1. J.P. Morgan	Advisor	Insight Enterprises	
2. martinwolf M&A Advisors	Advisor	Insight Enterprises	
3. Raymond James Financial	Advisor	Datalink	
4. Dorsey & Whitney	General Counsel	Insight Enterprises	Lead Partner: Ross D'Emanuele
5. Faegre Baker Daniels	General Counsel	Datalink	
6. Sullivan & Cromwell	General Counsel	Insight Enterprises	

Stock Info

Price Per Share:	\$11.25	% Owned by Buyer Before:	0.00%
		% Owned by Buyer After:	100.00%

Stock Price Data

Deal Announce: 04-Nov-2016

Datalink (DTLK)

VWAP 30 days prior: \$10.18

Price 5 days prior: \$9.80

Price 1 days prior: \$9.21

Price on Announce Date: \$9.43

Price 1 days after: \$9.43

Price 5 days after: \$11.17

Price 30 days after: \$11.21

Deal Close: 06-Jan-2017

Datalink (DTLK)

Insight Enterprises (NSIT)

VWAP 30 days prior: \$11.24

VWAP 30 days prior: \$40.16

Price 5 days prior: \$11.26

Price 5 days prior: \$40.44

Price 1 days prior: \$11.24

Price 1 days prior: \$40.66

Price on Close Date: \$11.24

Price on Close Date: \$40.09

Price 1 days after: \$11.24

Price 1 days after: \$40.09

Price 5 days after: \$11.24

Price 5 days after: \$40.09

Price 30 days after: \$11.24

Price 30 days after: \$40.09

Financials

Financials TTM 2016

All Financials in thousands, USD

Deal Multiples		Income Statement		Balance Sheet	
Deal Size / EBITDA:	14.68x	Total Revenue:	756,547	Total Current Assets:	359,918
Valuation / EBITDA:	14.68x	Gross Profit:	139,917	Total Long-term Assets:	141,620
Deal Size / EBIT:	28.60x	EBITDA:	18,245	Total Assets:	501,538
Valuation / EBIT:	28.60x	EBIT:	9,366	Total Current Liabilities:	250,416
Deal Size / Net Income:	39.90x	Net Income:	6,714	Total Long-term Liabilities:	84,190
Valuation / Net Income:	39.90x	Diluted EPS, Net Income:	0.31	Total Liabilities:	334,606
Deal Size / Revenue:	0.35x			Total Shareholders' Equity:	166,932
Valuation / Revenue:	0.35x			Total Liabilities & Equity:	501,538
Deal Size / Cash Flow:	13.09x			Book Value:	166,932
Valuation / Cash Flow:	13.09x			Enterprise Value:	194,302
Implied EV / EBITDA:	10.74x			Enterprise Value (TSO):	202,527
Implied EV / EBIT:	20.93x			Market Cap:	225,616
Implied EV / Net Income:	29.19x			Market Cap (Diluted):	229,330
Implied EV / Revenue:	0.26x			Market Cap (TSO):	237,555
Implied EV / Cash Flow:	9.57x			Total Shares Outstanding (TSO):	22,389,689
				Basic Weighted Average Shares:	21,264,500
				Diluted Weighted Average Shares:	21,614,500
				Stock Price:	10.61
				Implied EV:	196,000.00

Cash Flow		Multiples		Ratios	
CF Net Income:	6,714	Enterprise Value/Revenue:	0.3x	Debt/EBITDA:	2.2
Cash from Operating Activities:	30,444	Enterprise Value/EBITDA:	10.6x	EBITDA/Interest Coverage:	62.1
Cash from Investing Activities:	(6,931)	Enterprise Value/EBIT:	20.7x	Debt/Equity:	23.8%
Cash from Financing Activities:	(3,042)	Price/Earnings, TTM:	34.2x	LT Debt/LT Capital:	1.9%
Change in Cash:	20,471	Price/Book Value:	1.4x	LT Debt/Total Capital:	2.0%
		Price/Book, Excl. Intangibles:	1.5x	Revenue % Growth:	1.9%
				EBITDA Margin %:	2.4%
				EBITDA % Growth:	-15.0%
				EBIT % Growth:	-8.9%
				Net Income % Growth:	19.2%
				Current Ratio:	1.4
				Quick Ratio:	0.9

Auditing and Inventory Policy		Data Origination	
Audited:	No	Original:	No
		Preliminary:	No
		Restated:	Yes
		Calculated:	Yes

Deal #2: PIPE, \$5.30M, Completed, 22-May-2002

Deal Types:	PIPE	Financing Status:	Corporate Backed or Acquired	Total Invested Capital:	\$5.30M
Deal Amount:	\$5.30M	Financing Source:	Corporate	CEO/Lead Mgt:	Greg Meland
Deal Status:	Completed	Total Invested Equity:	\$5.30M	Site:	Eden Prairie, MN
Deal Date:	22-May-2002			Business Status:	Profitable

Deal Synopsis:

The company (NASDAQ: DTLK) received \$5.3 million of development capital from an undisclosed investor on May 22, 2002 through a private placement.

Financials

Financials Fiscal Year 2002

All Financials in thousands, USD

Deal Multiples		Income Statement		Balance Sheet	
Deal Size / EBITDA:	-1.72x	Total Revenue:	86,500	Total Current Assets:	31,575
Deal Size / EBIT:	-0.86x	Gross Profit:	21,724	Total Long-term Assets:	13,210
Deal Size / Net Income:	-0.98x	EBITDA:	(3,084)	Total Assets:	44,785
Deal Size / Revenue:	0.06x	EBIT:	(6,153)	Total Current Liabilities:	18,098
Deal Size / Cash Flow:	1.18x	Net Income:	(5,418)	Total Long-term Liabilities:	341
		Diluted EPS, Net Income:	(0.56)	Total Liabilities:	18,439
				Total Shareholders' Equity:	26,346
				Total Liabilities & Equity:	44,785
				Book Value:	26,346
				Enterprise Value:	27,068
				Enterprise Value (TSO):	29,074
				Market Cap:	37,402
				Market Cap (Diluted):	37,402
				Market Cap (TSO):	39,408
				Total Shares Outstanding (TSO):	10,206,699
				Basic Weighted Average Shares:	9,687,000
				Diluted Weighted Average Shares:	9,687,000
				Stock Price:	3.86
Cash Flow		Multiples		Ratios	
CF Net Income:	(5,418)	Enterprise Value/Revenue:	0.3x	Revenue % Growth:	-30.7%
Cash from Operating Activities:	894	Price/Earnings, TTM:	-6.9x	Current Ratio:	1.7
Cash from Investing Activities:	(1,146)	Price/Book Value:	1.5x	Quick Ratio:	1.4
Cash from Financing Activities:	4,740	Price/Book, Excl. Intangibles:	2.1x		
Change in Cash:	4,488				

Auditing and Inventory Policy

Audited: No

Data Origination

Original: No**Preliminary:** No**Restated:** Yes**Calculated:** No

Deal #1: IPO, \$19.50M, Completed, 06-Aug-1999

Deal Types:	IPO	Financing Status:	Corporation	Total Invested Capital:	\$19.50M
Deal Amount:	\$19.50M	Financing Source:	Public Investment	Pre-money Valuation:	\$45.53M
Deal Status:	Completed	Total Invested Equity:	\$19.50M	Post Valuation:	\$65.03M ^E
Deal Date:	06-Aug-1999			CEO/Lead Mgt:	Greg Meland
				Site:	Eden Prairie, MN
				Business Status:	Profitable

*E Estimated***Deal Synopsis:**

The company raised \$19.5 million in its initial public offering on the NASDAQ stock exchange under the ticker symbol of DTLK on August 06, 1999. A total of 2,600,000 shares were sold at a price of \$7.5 per share. After the offering, there was a total of 8,670,947 outstanding shares (excluding the over-allotment option) priced at \$7.5 per share, valuing the company at \$65.032 million. The total proceeds, before expenses, to the company was \$19.5 million. The underwriters were granted an option to purchase up to an additional 390,000 shares from the company to cover over-allotments, if any.

21 Advisors

Advisor Name	Service Type	Hired By	Comments
1. PricewaterhouseCoopers	Auditor	Datalink	
2. Kaplan Strangis & Kaplan	General Counsel	Service Provider	
3. Messerli & Kramer	General Counsel	Datalink	
4. A.G. Edwards & Sons	Underwriter	Datalink	Underwriter % of Deal: 2.50%
5. Allen & Company	Underwriter	Datalink	Underwriter % of Deal: 2.50%

6. Bear, Stearns & Co. Inc.	Underwriter	Datalink	Underwriter % of Deal:	2.50%
7. Burnham Financial Group	Underwriter	Datalink	Underwriter % of Deal:	0.77%
8. Cruttenden Roth	Underwriter	Datalink	Underwriter % of Deal:	29.85%
9. D.A. Davidson	Underwriter	Datalink	Underwriter % of Deal:	0.77%
10. Dain Rauscher Wessels	Underwriter	Datalink	Underwriter % of Deal:	1.35%
11. Donaldson, Lufkin & Jenrette Securities	Underwriter	Datalink	Underwriter % of Deal:	2.50%
12. First Securities	Underwriter	Datalink	Underwriter % of Deal:	1.35%
13. Hambrecht & Quist	Underwriter	Datalink	Underwriter % of Deal:	2.50%
14. J.C. Bradford & Company	Underwriter	Datalink	Underwriter % of Deal:	1.35%
15. John G. Kinnard & Company	Underwriter	Datalink	Underwriter % of Deal:	14.92%
16. Lehman Brothers	Underwriter	Datalink	Underwriter % of Deal:	2.50%
17. Needham & Company	Underwriter	Datalink	Underwriter % of Deal:	29.85%
18. Raymond James Financial	Underwriter	Datalink	Underwriter % of Deal:	1.35%
19. Schneider Securities	Underwriter	Datalink	Underwriter % of Deal:	0.77%

20. Tucker Anthony Sutro	Underwriter	Datalink	Underwriter % of Deal:	1.35%
--	-------------	--------------------------	------------------------	-------

21. William Blair & Company	Underwriter	Datalink	Underwriter % of Deal:	1.35%
---	-------------	--------------------------	------------------------	-------

IPO Information

Original Registration Date:	03-Jun-1998	# of Shares:	2,600,000
Current Registration Status:	Completed	Total Market Capital (End of Day):	\$66.68M
Current Registration Status Date:	16-Aug-1999		
Ticker Symbol:	DTLK		
Exchange:	NASDAQ		
Price Per Share:	\$7.50		

Stock Info

Type of Stock:	Common	# of Shares Acquired:	2,600,000
Price Per Share:	\$7.50		

Stock Price Data

Deal Announce: 03-Jun-1998

[Datalink \(DTLK\)](#)

Deal Close: 06-Aug-1999

[Datalink \(DTLK\)](#)

Price on Close Date: \$7.69

Price 1 days after: \$7.69

Price 5 days after: \$7.50

Price 30 days after: \$13.31

Financials

Financials Fiscal Year 1999

All Financials in thousands, USD

Deal Multiples		Income Statement		Balance Sheet	
Deal Size / EBITDA:	1.90x	Total Revenue:	116,603	Total Current Assets:	36,460
Valuation / EBITDA:	6.34x	Gross Profit:	31,609	Total Long-term Assets:	5,955
Deal Size / EBIT:	2.32x	EBITDA:	10,257	Total Assets:	42,415
Valuation / EBIT:	7.73x	EBIT:	8,410	Total Current Liabilities:	19,227
Deal Size / Net Income:	2.65x	Net Income:	7,372	Total Long-term Liabilities:	2,057
Valuation / Net Income:	8.82x	Diluted EPS, Net Income:	0.99	Total Liabilities:	21,284
Deal Size / Revenue:	0.17x			Total Shareholders' Equity:	21,131
Valuation / Revenue:	0.56x			Total Liabilities & Equity:	42,415
Deal Size / Cash Flow:	5.25x			Book Value:	21,131
Valuation / Cash Flow:	17.50x			Enterprise Value:	138,774
				Enterprise Value (TSO):	164,492
				Market Cap:	140,429
				Market Cap (Diluted):	143,162
				Market Cap (TSO):	168,880
				Total Shares Outstanding (TSO):	8,773,000
				Basic Weighted Average Shares:	7,295,000
				Diluted Weighted Average Shares:	7,437,000
				Stock Price:	19.25

Cash Flow		Multiples		Ratios	
CF Net Income:	7,372	Enterprise Value/Revenue:	1.2x	Debt/EBITDA:	0.2
Cash from Operating Activities:	3,494	Enterprise Value/EBITDA:	13.5x	EBITDA/Interest Coverage:	72.7
Cash from Investing Activities:	(1,088)	Enterprise Value/EBIT:	16.5x	Debt/Equity:	10.1%
Cash from Financing Activities:	1,311	Price/Earnings, TTM:	19.1x	LT Debt/LT Capital:	6.1%
Change in Cash:	3,717	Price/Book Value:	8.0x	LT Debt/Total Capital:	6.3%
		Price/Book, Excl. Intangibles:	9.5x	Revenue % Growth:	35.4%
				EBITDA Margin %:	8.8%
				EBITDA % Growth:	39.6%
				EBIT % Growth:	27.9%
				Net Income % Growth:	19.9%
				Current Ratio:	1.9
				Quick Ratio:	1.3

Auditing and Inventory Policy		Data Origination	
Audited:	No	Original:	No
		Preliminary:	No
		Restated:	Yes
		Calculated:	No

Last 10 Investments | Buy Side

Company Name	Deal Date	Deal Type	Deal Size	Co-Investors	Company Stage	Industry	Lead Partner
BEAR Data Solutions	20-Oct-2014	Merger/Acquisition	\$18.50M		Generating Revenue	IT Consulting and Outsourcing	Paul Lidsky
Consonus Technologies	04-Oct-2012	Merger/Acquisition	\$36.30M		Profitable	IT Consulting and Outsourcing	
Midwave	03-Oct-2011	Merger/Acquisition	\$17.60M		Profitable	Systems and Information Management	Paul Lidsky
Incentra Solutions	21-Oct-2009	Merger/Acquisition			Bankruptcy: Admin/Reorg	Systems and Information Management	Paul Lidsky

Affiliates



Parent Company

Name	Industry	Location	Year Founded
Insight Enterprises	IT Consulting and Outsourcing	Tempe, AZ	1988



Sister Companies

BlueMetal	Systems and Information Management	Watertown, MA	2010
Ignia (Australia)	Consulting Services (B2B)	Perth, Australia	2000

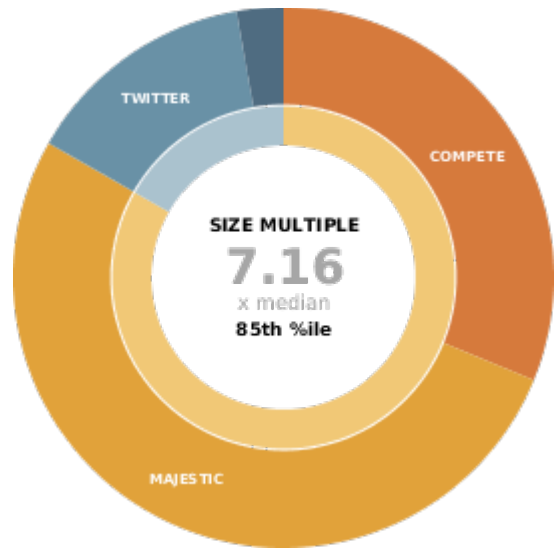
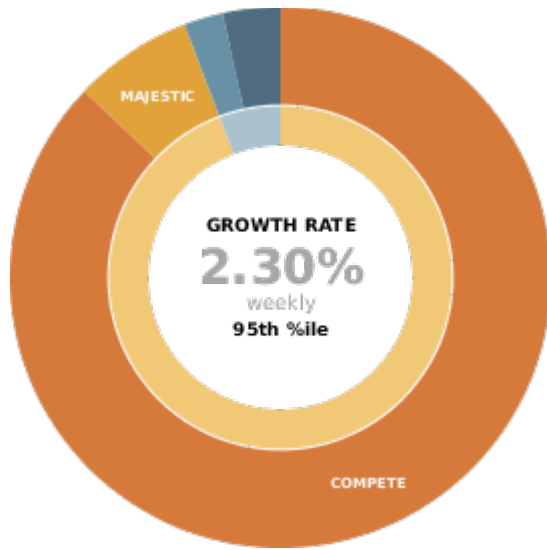
Financials

Time period	2015 FY 31-Dec-2015	Q3 2016 30-Sep-2016	Q2 2016 30-Jun-2016	Q1 2016 31-Mar-2016	Q4 2015 31-Dec-2015	TTM 30-Sep-2016
Income Statement - Summary						
Total Revenue	764,765	183,972	199,193	164,632	208,750	756,547
Gross Profit	143,430	32,964	38,572	31,472	36,909	139,917
EBITDA	19,815	2,736	5,833	1,806	7,870	18,245
EBIT	9,246	650	3,693	(355)	5,378	9,366
Net Income	4,699	546	3,863	(433)	2,738	6,714
Diluted EPS, Net Income	0.21	0.03	0.18	(0.02)	0.12	0.31
Balance Sheet - Summary						
Current Assets	380,340	359,918	360,583	334,991	380,340	359,918
Total Long-term Assets	141,457	141,620	140,279	138,165	141,457	141,620
Total Assets	521,797	501,538	500,862	473,156	521,797	501,538
Current Liabilities	277,968	250,416	254,736	235,586	277,968	250,416
Long Term Liabilities	79,061	84,190	80,730	76,967	79,061	84,190
Total Liabilities	357,029	334,606	335,466	312,553	357,029	334,606
Total Shareholders' Equity	164,768	166,932	165,396	160,603	164,768	166,932
Total Liabilities & Equity	521,797	501,538	500,862	473,156	521,797	501,538
Book Value	164,768	166,932	165,396	160,603	164,768	166,932
Enterprise Value	125,939	196,641	128,194	161,245	121,778	194,302
Enterprise Value (TSO)	127,730	202,527	133,678	174,406	127,730	202,527
Market Cap	149,199	224,062	157,875	193,201	147,914	225,616
Market Cap (Diluted)	152,075	231,669	162,998	193,201	147,914	229,330
Market Cap (TSO)	153,866	237,555	168,482	206,362	153,866	237,555
Total Shares Outstanding (TSO)	22,627,322	22,389,689	22,464,328	22,577,888	22,627,322	22,389,689
Basic Weighted Average Shares	21,941,000	21,118,000	21,050,000	21,138,000	21,752,000	21,264,500
Diluted Weighted Average Shares	22,364,000	21,835,000	21,733,000	21,138,000	21,752,000	21,614,500

Stock Price	6.80	10.61	7.50	9.14	6.80	10.61
Cash Flow - Summary						
CF Net Income	4,699	546	3,863	(433)	2,738	6,714
Cash from Operating Activities	21,401	72	4,056	11,235	15,081	30,444
Cash from Investing Activities	(1,630)	(3,303)	7,934	(16,549)	4,987	(6,931)
Cash from Financing Activities	(8,099)	4,298	1,665	(3,955)	(5,050)	(3,042)
Change in Cash	11,672	1,067	13,655	(9,269)	15,018	20,471
Multiples - Summary						
Enterprise Value/Revenue	0.2x	1.1x	0.6x	1.0x	0.6x	0.3x
Enterprise Value/EBITDA	6.4x	71.9x	22.0x	89.3x	15.5x	10.6x
Enterprise Value/EBIT	13.6x	302.5x	34.7x		22.6x	20.7x
Price/Earnings, TTM	32.4x	353.7x	41.7x	-457.0x	56.7x	34.2x
Price/Book Value	0.9x	1.4x	1.0x	1.3x	0.9x	1.4x
Price/Book, Excl. Intangibles	1.0x	1.5x	1.1x	1.4x	1.0x	1.5x
Ratios - Summary						
Debt/EBITDA	1.7	14.5	6.2	18.9	4.3	2.2
EBITDA/Interest Coverage	75.3	31.8	77.8	24.7	131.2	62.1
Debt/Equity	20.5%	23.8%	21.7%	21.3%	20.5%	23.8%
LT Debt/LT Capital	3.4%	1.9%	2.8%	3.0%	3.4%	1.9%
LT Debt/Total Capital	3.6%	2.0%	2.9%	3.2%	3.6%	2.0%
Revenue % Growth	21.3%	-7.6%	21.0%	-21.1%	5.4%	1.9%
EBITDA % Growth	-25.9%	-53.1%	223.0%	-77.1%	54.9%	-15.0%
EBIT % Growth	-47.6%	-82.4%			107.6%	-8.9%
Net Income % Growth	-57.6%	-58.4%	484.4%		-25.4%	19.2%
Current Ratio	1.4	1.4	1.4	1.4	1.4	1.4
Quick Ratio	0.8	0.9	0.8	0.8	0.8	0.9
Auditing and Inventory Policy						
Audited	No	No	No	No	No	No
Data Origination						
Original	No	No	No	No	No	No
Preliminary	No	No	No	No	No	No
Restated	Yes	Yes	Yes	Yes	Yes	Yes
Calculated	No	No	No	No	Yes	Yes

Signals Summary

Company Signals



Summary

Growth Rate Summary

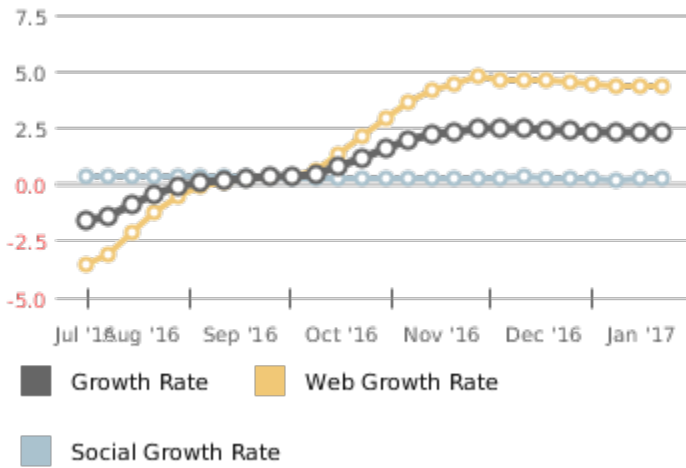
Twitter Followers	0.22%	Social 0.27% 76th %ile	GROWTH RATE 2.30% 95th %ile
1,424	76th %ile		
Facebook Likes	0.32%		
615	76th %ile	Web 4.33% 96th %ile	GROWTH RATE 2.30% 95th %ile
Compete Unique Visitors	8.00%		
12,004	90th %ile		
Majestic Referring Domains	0.65%		
583	84th %ile		

Size Multiple Summary

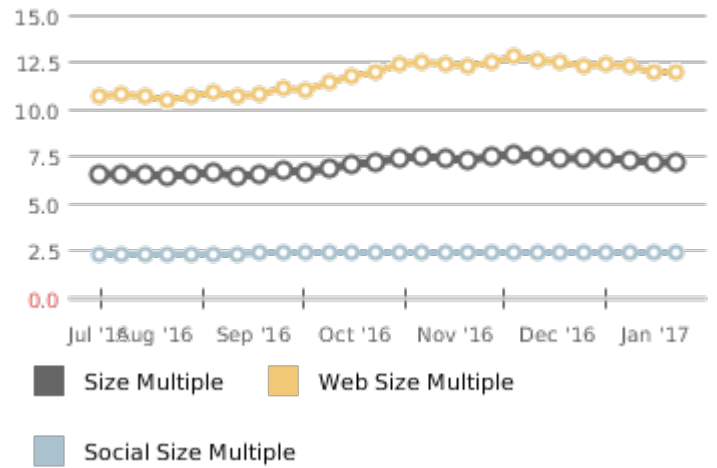
Twitter Followers	3.99x	Social 2.40x 65th %ile	SIZE MULTIPLE 7.16x 85th %ile
1,424	75th %ile		
Facebook Likes	0.80x		
615	47th %ile	Web 11.9x 92nd %ile	SIZE MULTIPLE 7.16x 85th %ile
Compete Unique Visitors	8.94x		
12,004	84th %ile		
Majestic Referring Domains	14.9x		
583	92nd %ile		

History

Growth Rate History

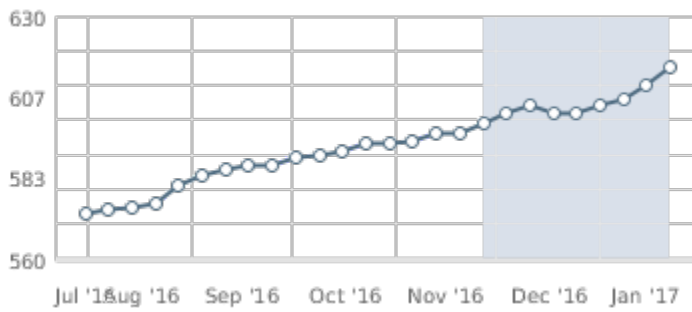


Size Multiple History



Social Media Signals

Facebook Likes: 615.00



Twitter Followers: 1,424.00



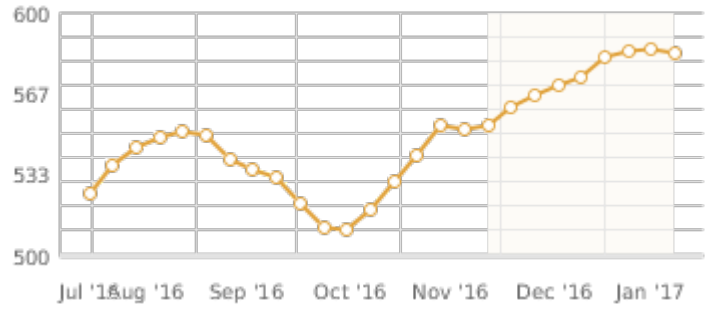
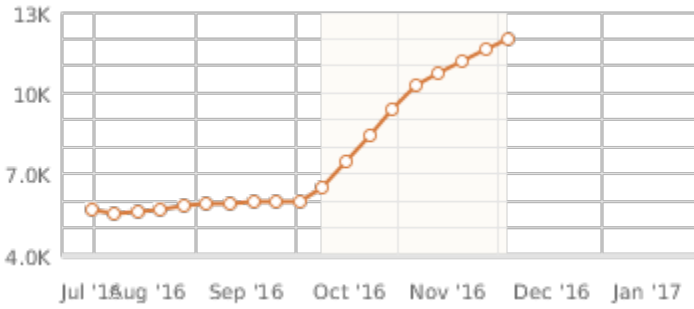
	Datalink	Growth Rate		Size Multiple	
	Likes	Rate	Percentile	Multiple	Percentile
Datalink	615.00	0.32%	76th	0.80x	47th
Population Avg.	53,121.00	0.58%	87th	68.9x	94th

	Datalink	Growth Rate		Size Multiple	
	Followers	Rate	Percentile	Multiple	Percentile
Datalink	1,424.00	0.22%	76th	3.99x	75th
Population Avg.	11,406.00	0.20%	75th	31.9x	94th

Web Signals

Compete Unique Visitors: 12,004.00

Majestic Referring Domains: 583.00

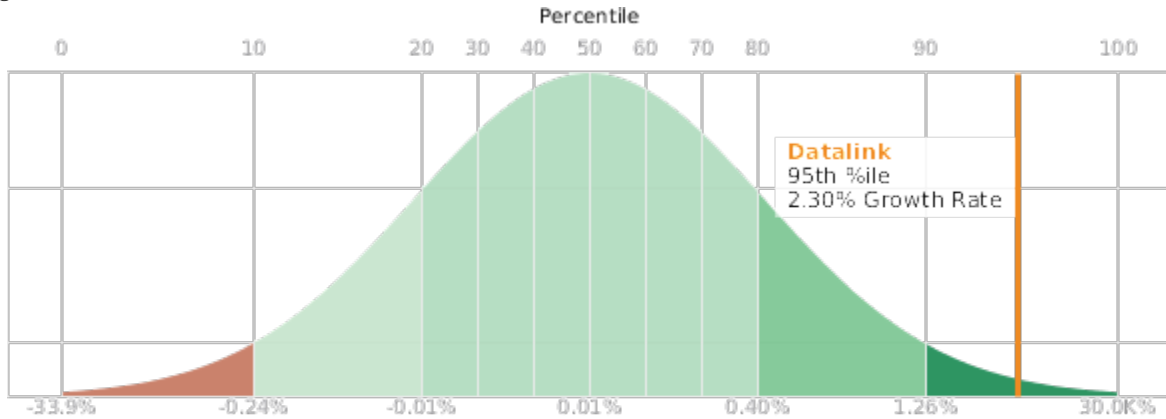


	Datalink Unique Visitors	Growth Rate		Size Multiple	
		Rate	Percentile	Multiple	Percentile
Datalink	12,004.00	8.00%	90th	8.94x	84th
Population Avg.	51,531.00	0.37%	66th	37.8x	94th

	Datalink Referring Domains	Growth Rate		Size Multiple	
		Rate	Percentile	Multiple	Percentile
Datalink	583.00	0.65%	84th	14.9x	92nd
Population Avg.	514.00	0.32%	80th	11.9x	90th

Ranking & Distribution

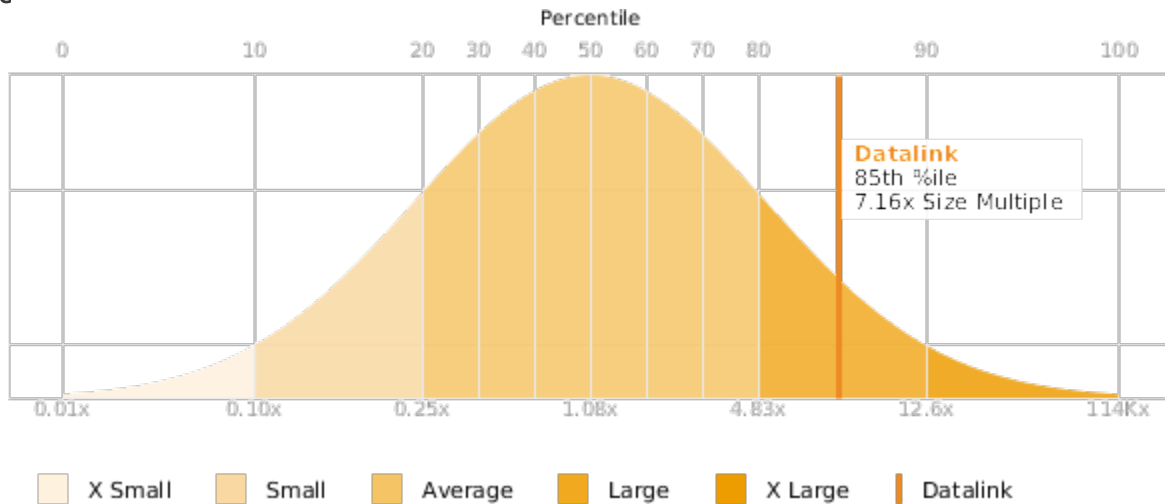
Growth Rate



■ Decline/Flat
 ■ Steady
 ■ Growing
 ■ Fast
 ■ Rapid
 | Datalink

Percentile	Min Rate	Max Rate	Avg. Rate
0-10	-33.9%	-0.24%	-1.81%
10-20	-0.24%	-0.01%	-0.06%
20-30	-0.01%	0.00%	-0.01%
30-40	0.00%	0.00%	0.00%
40-50	0.00%	0.00%	0.00%
50-60	0.01%	0.01%	0.01%
60-70	0.01%	0.11%	0.05%
70-80	0.11%	0.40%	0.23%
80-90	0.40%	1.26%	0.75%
90-100	1.26%	30.0K%	3.81%

Size Multiple



Percentile	Min Size	Max Size	Avg. Size
0-10	0.01x	0.10x	0.06x
10-20	0.10x	0.25x	0.18x
20-30	0.25x	0.44x	0.34x
30-40	0.44x	0.70x	0.56x
40-50	0.70x	1.08x	0.88x
50-60	1.08x	1.66x	1.35x
60-70	1.66x	2.66x	2.11x
70-80	2.66x	4.83x	3.58x
80-90	4.83x	12.6x	7.68x
90-100	12.6x	114Kx	197x

News

[INSIGHT ENTERPRISES INC : Entry into a Material Definitive Agreement, Completion of Acquisition or Disposition of Assets, Creation of a Direct Financial Obligation or an Obligation under an Off-Balance Sheet Arrangement of a Registrant, Regulation FD Disclosure, Financial Statements and Exhibits \(form 8-K\)](#)

(4-traders.com) Item 1.01 - Entry into a Material Definitive Agreement. Amendment to Revolving Credit Facility As previously disclosed, on June 23, 2016, Insight Enterprises, Inc. ("Insight") entered into a fourth amended and restated credit agree...

4-traders | 06-Jan-2017

Tagged entities: [Datalink](#), [Castle Pines Capital](#), [Ingersoll-Rand Company Collective Trust Fund](#), [Insight Enterprises](#), [Wells Fargo Capital Finance](#)

[BRIEF-Insight expects Datalink acquisition to contribute between \\$600 - \\$620 mln in net sales in 2017](#)

BRIEF-Insight expects Datalink acquisition to contribute between \$600 - \$620 mln in net sales in 2017 Jan 6 Insight Enterprises Inc : * Insight closes acquisition of Datalink * Expects Datalink business to contribute between \$600 -...

Thomson Buyouts | 06-Jan-2017

Tagged entities: [Datalink](#), [Eikon](#), [Insight Enterprises](#)

[Insight Closes Acquisition of Datalink](#)

Increases addressable market opportunity in hybrid cloud and other high-growth data center categories Enhances go-to-market engagement with a solutions-led approach Drives scale and growth by adding complementary capabilities, partner relationship...

GlobeNewswire-M&A | 06-Jan-2017

Tagged entities: [Datalink](#), [Leverage \(Financial\)](#)

[INSIGHT ENTERPRISES INC : Other Events, Financial Statements and Exhibits \(form 8-K\)](#)

(4-traders.com) Item 8.01 - Other Events. On November 6, 2016, Insight Enterprises, Inc., a Delaware corporation ("Insight"), entered into an Agreement and Plan of Merger (the "Merger Agreement") with Datalink Corporation, a Minnesota corporation ...

4-traders | 05-Jan-2017

Tagged entities: [Datalink](#)

[7 Things You Should Know About HPE, Dell And Lenovo `s Brutal Server Market Q3](#)

(4-traders.com) Server Vendors `Need To Improve Their Value Proposition` The worldwide server market took a turn for the worse in the third quarter, registering declines in revenue and shipments in nearly every region of the world, according to...

4-traders | 01-Dec-2016

Tagged entities: [Datalink](#), [Cisco Systems](#), [Dell](#), [Gartner](#), [Lenovo Group](#)

[Datalink : Star Tribune \(Minneapolis\) Lee Schafer column](#)

(4-traders.com) Dec. 01--The data storage company Datalink agreed last month to be acquired by an Arizona company called Insight Enterprises for \$11.25 per share in cash, about a 19 percent premium to the previous closing price of Datalink's...

4-traders | 30-Nov-2016

Tagged entities: [Datalink](#)

[Inside the Datalink deal: Buyer pushed for lower bid after rough quarter](#)

Datalink Corp. agreed to be sold for \$11.25 per share this month, but the price could've higher. That's the takeaway from a report in trade journal CRN, which parses recent security filings for details about the \$258 million deal between Eden...

Puget Sound Business Journal | 22-Nov-2016

Tagged entities: [Datalink](#)

[Computers and office automation / Internet Business News, "Datalink Q3 revenue down 7%."](#)

INTERNET BUSINESS NEWS-(C)1995-2016 M2 COMMUNICATIONS Datalink (Nasdaq: DTLK) third quarter revenues for the quarter ended September 30, 2016, decreased 7% to USD184.0 million compared to USD198.0 million for the quarter ended September 30, 2015,...

TheFreeLibrary | 14-Nov-2016

Tagged entities: [Datalink](#)

[Bay Area's Dynavax Plunges After the FDA Spurns HEPLISAV-B Again](#)

: DVAX) today announced that it has received a Complete Response Letter (CRL) from the U.S. Food and Drug Administration (FDA) regarding its Biologics License Application (BLA) for HEPLISAV-B™ [Hepatitis B Vaccine, Recombinant (Adjuvanted)] for...

Biospace | 13-Nov-2016

Tagged entities: [Datalink](#), [The Agency Employment Services](#)

[The Weekly Wrap: Adobe, GTCR, Windjammer](#)

Adobe buys TubeMogul GTCR backs RevSpring Windjammer purchases Advanced Instruments

MiddleMarket | 11-Nov-2016

Tagged entities: [Datalink](#), [ACAS \(equity management services\)](#), [Adelphia Communications](#), [Adobe Systems](#), [Advanced Instruments](#), [AESP](#), [Agritek Holdings](#), [Analytics Media Group](#), [Arbors of Austin](#), [Arby's Restaurant Group](#), [Assure Home Healthcare](#), [AudioKite](#), [Bain Capital](#), [Battenfeld Technologies](#), [BC Partners](#), [Beacon Capital Partners](#), [Berkshire Partners](#), [Blue Nile](#), [Blue Ribbon Transport](#), [Bowstreet](#), [Brainspace](#), [Building Data](#), [Building Energy \(Energy Efficiency\)](#), [Caito Foods Service](#), [Carolina Financial](#), [Catbird Networks](#), [CenturyLink](#), [Charlesbank Capital Partners](#), [Cigital](#), [Codiscope](#), [Coleman Homes](#), [Competitive Edge Software](#), [Coordinates Collection](#), [Cryptzone Group](#), [CVC Capital Partners](#), [Dallas Lighting & Photonics](#), [DFM Insurance Agency](#), [Dick Clark Productions](#), [EarthLink](#), [Easy Solutions](#), [Eldridge Industries](#), [Evergreen Pacific Partners](#), [Fargo Automation](#), [First Menasha Bancshares](#), [FirstService](#), [FMC Technologies](#), [GCP Applied Technologies](#), [General Electric Company](#), [Global Telecom & Technology](#), [Greer Bancshares](#), [GTCR](#), [GulfShore Bank](#), [Halex](#), [Hellman & Friedman](#), [Hibernia Networks](#), [Innovations Health Services](#), [LaSalle Investment Management](#), [Leap Forward Gaming](#), [Leyard Optoelectronic Company](#), [Luolai Lifestyle Technology Company](#), [M&O Systems](#), [Mace Security International](#), [Madison Dearborn Partners](#), [Malpractice Insurance Agency](#), [Marketeching Solutions](#), [Medina Capital](#), [Metals](#), [Motivity Capital Partners](#), [OptiTrack](#), [Pacific Television Center](#), [Prometheus Group Enterprises](#), [Public Sector Pension Investment Board](#), [Relax The Back](#), [RJCP Equity](#), [Roark Capital Group](#), [Rockpoint Group](#), [RockWood Capital](#), [Roper Technologies](#), [SafeWorks](#), [San Diego Media](#), [SCILEX Pharmaceuticals](#), [Six Flags Theme Parks](#), [Smith & Wesson Holding](#), [Sorrento Therapeutics](#), [SpartanNash](#), [Stonepeak Infrastructure Partners](#), [Synopsys](#), [Thycotic Software](#), [Topspin Partners](#), [Transtek Magnetics](#), [TubeMogul](#), [UNIconnect](#), [UST Brands](#), [Vintage Stock](#), [Windstream](#)

[Which top Datalink execs will stay \(or go\) after sale to Insight](#)

Two top-ranking Datalink Corp. executives will depart immediately after the tech company's \$258 million sale to Insight Enterprises closes, while CEO Paul Lidsky will serve as a consultant through the first quarter, according to a regulatory...

Puget Sound Business Journal | 08-Nov-2016

Tagged entities: [Datalink](#)

[Wall Street's M&A Chatter From Monday, November 7](#)

The following are the M&A deals, rumors and chatter circulating on Wall Street for Monday November 7, 2016. Insight Enterprises to Acquire Datalink for \$11.25 Share in Cash The Deal

Benzinga | 08-Nov-2016

Tagged entities: [Datalink](#), [Blue Nile](#), [CBS Corporation](#), [Moelis & Company](#), [Nile Corp](#), [The Goldman Sachs Group](#), [The New York Stock Exchange](#), [The Wall Street Journal](#), [Viacom](#), [WHK Group](#)

[Datalink Reports 2016 Third Quarter and Nine Month Operating Results](#)

Datalink Reports 2016 Third Quarter and Nine Month Operating Results Cancels Conference Call This Afternoon November 07, 2016 04 05 PM Eastern Standard Time EDEN PRAIRIE, Minn.--(BUSINESS WIRE)-- Datalink (Nasdaq DTLK), a leading provider of...

BusinessWire | 07-Nov-2016

Tagged entities: [Datalink](#), [Insight Enterprises](#)

[Loma Vista Nursery Joins Forces with SiteOne Landscape Supply](#)

Loma Vista Nursery Joins Forces with SiteOne Landscape Supply November 07, 2016 04 00 PM Eastern Standard Time ROSWELL, Ga.--(BUSINESS WIRE)--SiteOne Landscape Supply (NYSE SITE) announced today the acquisition of the distribution business of...

BusinessWire | 07-Nov-2016

Tagged entities: [Datalink](#), [Loma Vista Nursery \(distribution business\)](#), [SiteOne Landscape Supply](#)

[Mid-Afternoon Market Update: Datalink Surges Following Acquisition News; HSN Shares Slide](#)

Toward the end of trading Monday, the Dow traded up 1.95 percent to 18,237.83 while the NASDAQ climbed 2.35 percent to 5,164.77. The S&P also rose, gaining 2.10 percent to 2,128.93.

Benzinga | 07-Nov-2016

Tagged entities: [Datalink](#), [Concordia \(Russia\)](#), [Insight Enterprises](#), [Internet Initiative Japan](#), [LendingClub](#), [Medallion Financial](#), [NASDAQ](#), [Nile Corp](#), [Plug Power](#), [Shenandoah Telecommunications](#), [Sotheby's](#)

[Insight Enterprises buys Minnesota public company for nearly \\$200M](#)

Tempe-based technology solutions provider Insight Enterprises Inc. is acquiring Minnesota-based Datalink Corp. for \$196 million to bolster its data center solutions. Eden Prairie, Minnesota-based Datalink (Nasdaq DTLK) is a complete data center...

Puget Sound Business Journal | 07-Nov-2016

Tagged entities: [Datalink](#), [Insight Enterprises](#)

[Datalink to be sold to Insight Enterprises for \\$258M](#)

Datalink Corp. has reached a deal to be sold to technology-services company Insight Enterprises for \$258 million, the companies said Monday. Eden Prairie, Minn.-based Datalink provides data-center design and management services to businesses. It...

Puget Sound Business Journal | 07-Nov-2016

Tagged entities: [Datalink](#), [Insight Enterprises](#)

[18 Biggest Mid-Day Gainers For Monday](#)

Cogint Re-Branded And Updated Outlook (Seeking Alpha) Blue Nile Inc (NASDAQ NILE) shares jumped 35.2 percent to \$41.14 after the company disclosed a deal with Bain Capital Private Equity and Bow Street LLC for \$40.75 a share in cash. Cogint,...

Benzinga | 07-Nov-2016

Tagged entities: [Datalink](#), [Biogen](#), [Blue Nile](#), [Cempra Pharmaceuticals](#), [CITIC CLSA Capital Markets](#), [Cognex](#), [Dialog Semiconductor](#), [Energen](#), [Harris \(Florida\)](#), [Insight Enterprises](#), [Intec Pharma](#), [Ionis Pharmaceuticals](#), [LendingClub](#), [Maxim Group](#), [Medallion Financial](#), [MeetMe](#), [MGM Resorts International](#), [National Cancer Institute](#), [Piper Jaffray](#), [Potbelly Sandwich Works](#), [SunPower](#), [The Chemours](#), [The New York Stock Exchange](#)

[Mid-Day Market Update: Dow Gains Over 300 Points; Concordia International Shares Drop Following Disappointing Earnings](#)

Midway through trading Monday, the Dow traded up 1.92 percent to 18,231.49 while the NASDAQ climbed 2.38 percent to 5,166.42. The S&P also rose, gaining 2.09 percent to 2,128.68.

Benzinga | 07-Nov-2016

Tagged entities: [Datalink](#), [Biogen](#), [Concordia \(Russia\)](#), [Imperva](#), [Insight Enterprises](#), [Ionis Pharmaceuticals](#), [Korea Electric Power Corporation](#), [LendingClub](#), [NASDAQ](#), [National Grid](#), [Nile Corp](#), [Nobilis Health](#), [The New York Stock Exchange](#)

[Datalink to be sold to Fortune 500 company for \\$258M](#)

Datalink Corp. has reached a deal to be sold to technology-services company Insight Enterprises for \$258 million, the companies said Monday. Eden Prairie-based Datalink provides data-center design and management services to businesses. It is...

Puget Sound Business Journal | 07-Nov-2016

Tagged entities: [Datalink](#), [Insight Enterprises](#)

[Insight to buy Datalink](#)

Insight to buy Datalink Posted on Monday, 07 November 2016 14:39 Insight Enterprises has agreed to pick up US data storage consultant Datalink for around USD 258.00 million. Under the terms of the transaction, the buyer is offering USD 11.25...

Zephyr | 07-Nov-2016

Tagged entities: [Datalink](#), [Insight Enterprises](#), [Raymond James Financial](#)

[BRIEF-Insight Enterprises says upon termination of merger, Datalink to pay co \\$7.5 mln fee](#)

* Insight Enterprises - upon termination of merger with Datalink Corp, under specified circumstances, Datalink to pay co termination fee of \$7.5 million Source text for Eikon Further company...

Thomson Buyouts | 07-Nov-2016

Tagged entities: [Datalink](#), [Eikon](#), [Insight Enterprises](#), [Nissan Motor](#), [Thomson Reuters\(ADR\)](#)

[BRIEF-Insight Enterprises to acquire Datalink for \\$11.25 per share in cash](#)

BRIEF-Insight Enterprises to acquire Datalink for \$11.25 per share in cash Nov 7 Insight Enterprises Inc * Insight enterprises - Transaction implies an equity purchase price of approximately \$258 million and an enterprise value of...

Thomson Buyouts | 07-Nov-2016

Tagged entities: [Datalink](#), [Eikon](#), [Insight Enterprises](#)

[Insight Enterprises to Acquire Datalink](#)

Insight Enterprises to Acquire Datalink Share November 07, 2016 05 05 ET Source Insight Enterprises Datalink Corporation TEMPE, Ariz. and EDEN PRAIRIE, Minn., Nov. 07, 2016 (GLOBE NEWSWIRE) -- Insight Enterprises (Nasdaq NSIT), an...

GlobeNewswire-M&A | 07-Nov-2016

Tagged entities: [Datalink](#), [Faegre Baker Daniels](#), [Insight Enterprises](#), [Raymond James Financial](#), [Sullivan & Cromwell](#)

[Bay Area's Dynavax Plummeted After the FDA Cancels Advisory Meeting](#)

Dynavax Provides Regulatory Update on HEPLISAV-B PDUFA Date of December 15, 2016, Remains Unchanged BERKELEY, CA-- (Marketwired - September 04, 2016) - Dynavax Technologies Corporation (NASDAQ DVAX) announced today that the U.S. Food and Drug...

Biospace | 05-Sep-2016

Tagged entities: [Datalink](#), [The Agency Employment Services](#)

Last 25 Filings

Form Type	Date	Title	CIK
15-12G	18-Jan-2017	Securities registration termination [Section 12(g)]	1056923
EFFECT	17-Jan-2017	Notice of Effectiveness	1056923
EFFECT	17-Jan-2017	Notice of Effectiveness	1056923
EFFECT	17-Jan-2017	Notice of Effectiveness	1056923
25-NSE	06-Jan-2017	Notification filed by national security exchange to report the removal from listing and registration of matured, redeemed or retired securities	1056923
POS AM	06-Jan-2017	Post-Effective amendments for registration statement	1056923
SC 13D/A	06-Jan-2017	General statement of acquisition of beneficial ownership[Amend]	1056923

POS AM	06-Jan-2017	Post-Effective amendments for registration statement	1056923
POS AM	06-Jan-2017	Post-Effective amendments for registration statement	1056923
S-8 POS	06-Jan-2017	Securities to be offered to employees in employee benefit plans, post-effective amendments	1056923
S-8 POS	06-Jan-2017	Securities to be offered to employees in employee benefit plans, post-effective amendments	1056923
S-8 POS	06-Jan-2017	Securities to be offered to employees in employee benefit plans, post-effective amendments	1056923
S-8 POS	06-Jan-2017	Securities to be offered to employees in employee benefit plans, post-effective amendments	1056923
S-8 POS	06-Jan-2017	Securities to be offered to employees in employee benefit plans, post-effective amendments	1056923
S-8 POS	06-Jan-2017	Securities to be offered to employees in employee benefit plans, post-effective amendments	1056923
S-8 POS	06-Jan-2017	Securities to be offered to employees in employee benefit plans, post-effective amendments	1056923
8-K	06-Jan-2017	Current report	1056923
8-K	05-Jan-2017	Current report	1056923
DEFA14A	23-Dec-2016	Additional definitive proxy soliciting materials and Rule 14(a)(12) material	1056923
DEFA14A	16-Dec-2016	Additional definitive proxy soliciting materials and Rule 14(a)(12) material	1056923
SC 13G/A	12-Dec-2016	Statement of acquisition of beneficial ownership by individuals[Amend]	1056923
DFAN14A	30-Nov-2016	Additional definitive proxy soliciting materials filed by non-management and Rule 14(a)(12) material	1056923
SC 13D	30-Nov-2016	General statement of acquisition of beneficial ownership	1056923
DEFA14A	29-Nov-2016	Additional definitive proxy soliciting materials and Rule 14(a)(12) material	1056923
DEFM14A	29-Nov-2016	Definitive proxy statement relating to merger or acquisition	1056923
PREM14A	18-Nov-2016	Preliminary proxy statements relating to merger or acquisition	1056923

Public Fundamental Data provided by Morningstar, Inc.

Financial amounts in thousands, USD
Stock price in USD

Copyright © 2017 PitchBook Data, Inc. All rights reserved.
Provided under contract for the exclusive use of subscriber Stephen Pomeroy, Big Change Advisors.